



SNOBAR™



THE ULTIMATE IN SNOW RETENTION FOR STANDING SEAM ROOFS

- SN❄️BAR™** - STAINLESS STEEL
- SN❄️BAR™** - LESS LABOR INTENSIVE
- SN❄️BAR™** - NO ADHESIVES
- SN❄️BAR™** - NO ROOF PENETRATIONS
- SN❄️BAR™** - FIELD AND LABORATORY TESTED
- SN❄️BAR™** - THREE TYPES OF CLAMPS THAT FIT MOST STANDING SEAMS
- SN❄️BAR™** - ALL MAJOR COMPONENTS CAN BE PAINTED TO MATCH ROOF PANEL

We now offer
COLORBAR
see more at
www.snobar.com

CALL (800) 711-9724 TODAY!
Or VISIT WWW.SNOBAR.COM



THE ULTIMATE SOLUTION FOR SNOW RETENTION

The **SN[®]BAR[™]** system was designed and introduced to the market as a defensive move in response to the industry's need to prevent snow from sliding off of metal roofs. The purpose of **SN[®]BAR[™]** is to protect people

and vehicles from potentially harmful falling snow and

ice, as well as to prevent large accumulations at entrances, driveways and lower roof areas.

Other applications are the protection of gutters, stacks, skylights, equipment, and expensive landscaping.

THE **SN[®]BAR[™]** SYSTEM

The unique **SN[®]BAR[™]** design incorporates a clamp that fits 95% of the architectural and structural standing seams on the market. The **SN[®]BAR[™]** system consists of a 12 gauge stainless steel clamp which holds a 16 gauge 1"x1" stainless steel bar that is fastened to the clamp. For a more economical use, a 16 gauge galvanized bar can be painted to match the roof. The optional "Ice Stoppers," that hang from the bar in the center of the panel, can also be used to prevent ice from sliding under the bar on high structural seams or over entryways where more protection is needed.

THE STRENGTH OF THE BAR

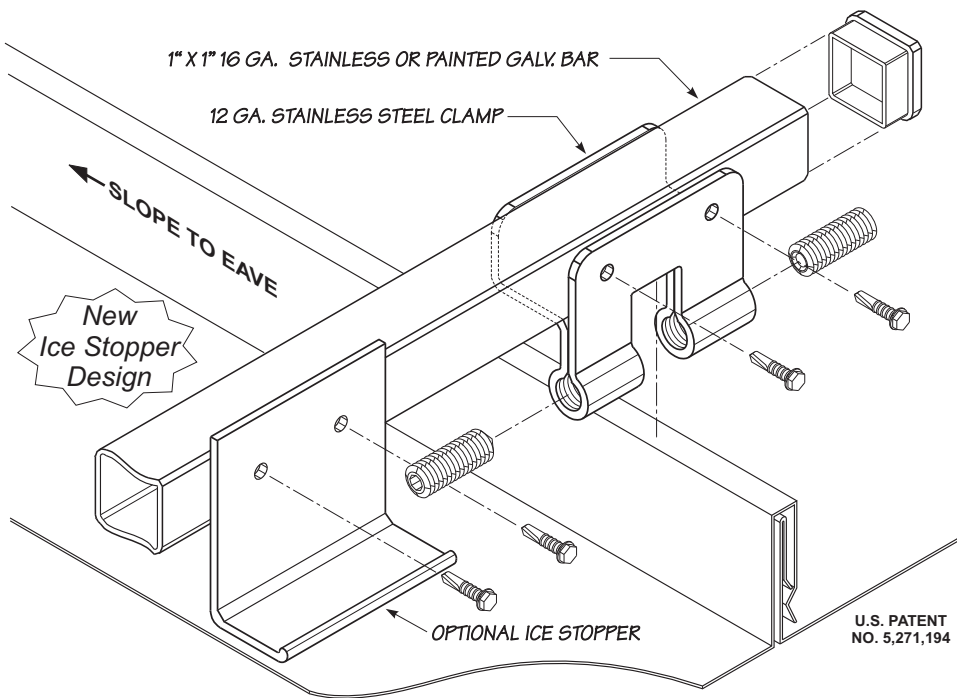
A snow retention system is not only a clamp but is also a bar. By incorporating a 16 gauge bar which is strong enough not to deflect between the seams, and using a clamp at every seam, **SN[®]BAR[™]** creates a very rigid system that will transfer the loads evenly to each roof panel.

THE IMPORTANCE OF STAINLESS STEEL

By using stainless components the **SN[®]BAR[™]** system is stronger, longer lasting and compatible with all types of metals (like copper and zinc).

PAINTED TO MATCH ROOF

All the **SN[®]BAR[™]** system components (bars, clamps, and optional ice stoppers) can be painted to match the roof panel. This allows the **SN[®]BAR[™]** system to blend into the roof, making it less visible to the general public.




U.S. PATENT
NO. 5,271,194



SINGLE BAR SYSTEM VS. TWO/THREE BAR SYSTEMS

Another important feature of the **SN[❄]BAR™** system is that it is low to the standing seam. By keeping the **SN[❄]BAR™** down on the seam, any rotation or lever action is kept to a minimum. This prevents any "can opener" effect that can tear open the seam. Drawing on 10 years experience in using **SN[❄]BAR™** in the mountains of Colorado, it has been proven that a low profile, single bar system is just as effective as a multi-bar system. In many cases, the first bar in a multi-bar system is well above the seam height, therefore letting snow and ice slide under the system.



DESIGNING A SYSTEM

When designing a snow retention system, every component of the system must be considered for the weakest link, including the panel to which it is attached as well as the substrate to which the panel fastens. For example, a typical 24 gauge metal roof with an 18" wide seam spacing, a 5 in 12 slope, a snow load of 30 Lbs./Sq. Ft. and a pan length of 34 feet would have a planer load of 589 Lbs. transferred to each panel. By using a clamp at every other seam or 36" O.C., the load will be increased to 1178 Lbs. per panel. Has the fixed point fastening of the panels been exceeded or has the building substrate or structure been overloaded? That is why it is

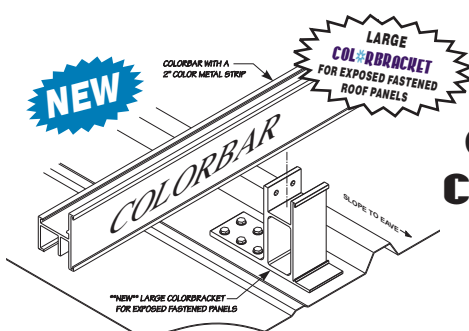
recommend to have a clamp at every seam, regardless of the

snow retention system. These are the questions that must be answered before choosing any snow retention system and one that is considered when supplying every **SN[❄]BAR™** project. In areas with heavy snow loads or long panel lengths, the panel may be able to take the loading, however, you may need additional rows of **SN[❄]BAR™** spaced equally up the roof slope.

When you supply information on your project, we will be able to provide you with

SN[❄]BAR™ system spacing, design layout, and panel loading.

Please call (800) 711-9724 or visit our web at www.sno-bar.com



Call and inquire about the **NEW** **COL[❄]BAR** "COLORBRACKET" for exposed fastened roofs.



DESIGN CONSIDERATIONS



❄️ All loads incurred by **SNOBAR™** will be transferred to the panels. Therefore, proper panel attachment to substrate/structure is necessary to prevent roof panels from sliding under snow load.

❄️ Drifting snow should be considered when designing for snow retention.

❄️ It is not recommended to place the **SNOBAR™** system in isolated areas such as doorways, vents and partial roof areas.

❄️ New and existing structures must be evaluated to insure they can withstand the additional loads incurred by retained snow. Knowledge of local ground snow load will help in designing a layout.

❄️ If the building has an overhang, check to make sure it can handle the additional snow load. If not, place the first row of **SNOBAR™** over the bearing wall.

❄️ Consider whether your roof system and/or substrates (felts or membranes) are designed to take the increased ice damming that will occur with the addition snow retention.

❄️ Will you need more than one row of **SNOBAR™**? This requirement is based on the seam spacing, ground snow load, potential drifting, roof slope and length of the longest panel. If so, the additional rows should be spaced equally up the slope from the first bar. Clamps should be placed at every seam, so that the load is distributed evenly to every roof panel.

❄️ Is the roof panel adequate for a clamp type system? If you have an exposed fastened roof, you can use the **SNOBAR™** U-Bracket System. Otherwise, **SNOBAR™** would prefer 24 ga. steel for the panel with at least a 1" high seam. It is not recommended to use a clamp type system when the roof panel uses a separate seam cover or batten.

❄️ Finally, no matter how much is designed into a system, Mother Nature will throw more at us than we have considered, such as drifting, ice, unusual amounts of snowfall, etc. Owners must be aware of these conditions and when these extremes are reached, snow and ice should be physically removed from the roof.



*It is the sole responsibility of the Designer/Architect, Installer, or Owner to assess the suitability of using **SNOBAR™** based on the above design considerations. Riddell & Company, Inc. and Action Manufacturing, LLC are under no liability if failure occurs from improper installation, improper set screw torque, improper panel attachment, improper roof system installation, improper use of the **SNOBAR™** system or under design of the **SNOBAR™** system.*